

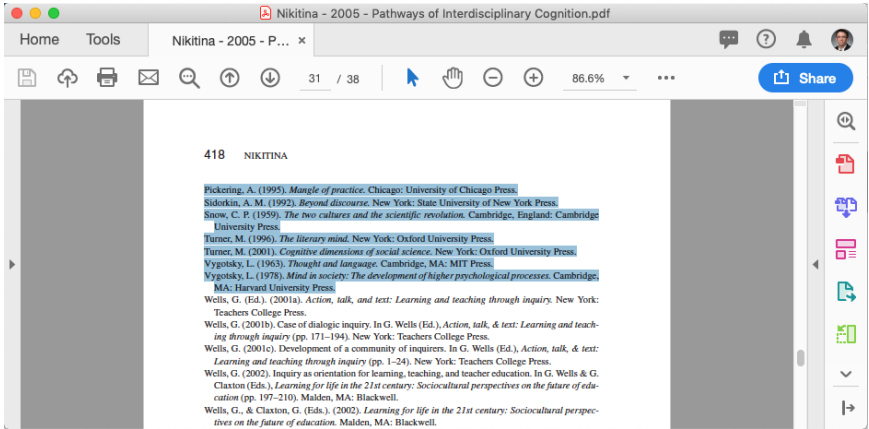
Extracting Resource Metadata from a Citation List with AnyStyle.io

Royce Kimmons

One useful way to collect resources on a topic is to check out the list of citations that previous papers on the topic have used. However, it often takes a lot of time to parse through these lists and import them into your citation management software one-by-one for inclusion in your own work.

To work around this, you can use an online service at AnyStyle.io [<http://AnyStyle.io>] to convert the citation list to metadata that your citation management software (e.g., Zotero, Mendeley, EndNote) can understand. Simply follow these steps:

1. Copy the Citation List from the Article




To copy the citation list from your article, open it as a word processing document (e.g., MS Word) or PDF, click and drag to select the text, and go to Edit > Copy. Depending on your file format, this might be easiest to do in multiple steps (copying one chunk of citations, moving on to Step 2, and then coming back).

2. Paste the List to AnyStyle.io [\[http://AnyStyle.io\]](http://AnyStyle.io)

AnyStyle

Parses **scholarly references** in no time!
Copy & paste your bibliography below to get started ...

 View on GitHub

 Install RubyGem

1. Parse

```
-----  
Brown, T. L. (2003). Making truth: Metachor in science. Urbana: University of Illinois Press.  
Dennett, D. C. (1991). Consciousness explained. Boston: Little, Brown.  
Duschl, R. A. (1999). Restructuring science education: The importance of theories and their development.  
New York: Teachers College Press.  
Duschl, R. A. (1992). Making scientific thinking visible: The role of evidence diversity and theory articulation.  
In R. A. Duschl&R. J. Hamilton (Eds.), Philosophy of science, cognitive psychology, and educational theory  
and practice. New York: State University of New York Press.  
Duschl, R. A. & Hamilton, R. J. (Eds.), (1992). Philosophy of science, cognitive psychology, and educational  
theory and practice. New York: State University of New York Press.
```

Parse 7 references

2. Edit

In a web browser, navigate to AnyStyle.io [<http://AnyStyle.io>] and paste your citations into the Parse box by placing your cursor in the box and clicking Edit > Paste.

3. Clean up the Citation List

For best results, you should make sure that each citation is placed on its own line of text and that unnecessary breaks are removed.

4. Parse and Edit

2. Edit

Author: Duschl, R. A.

Publication date: (1992).

Title: Making scientific thinking visible: The role of evidence diversity and theory articulation.

Editor: In R. A. Duschl & R. J. Hamilton (Eds.).

Title: Philosophy of science, cognitive psychology, and educational theory and practice.

Location: New York.

Publisher: State University of New York Press.

Editor: Duschl, R. A. & Hamilton, R. J. (Eds.).

Publication date: (1992).

Title: Philosophy of science, cognitive psychology, and educational theory and practice.

Location: New York.

Publisher: State University of New York Press.

« 1 2 »

Model last updated 9 days ago

Assign label

Click "Parse X references", and scan through results. If some words are mislabeled, click on the word (holding down Shift to select multiple words) and click "Assign label" to correct them.

5. Save as BibTeX

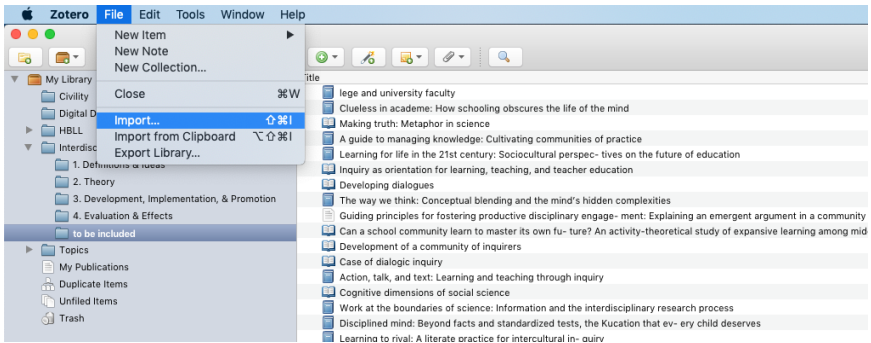
3. Save

Use my changes to train the parser!

BibTeX CiteProc/JSON XML

In the Save area, click BibTex. This will download a BibTex file with your metadata.

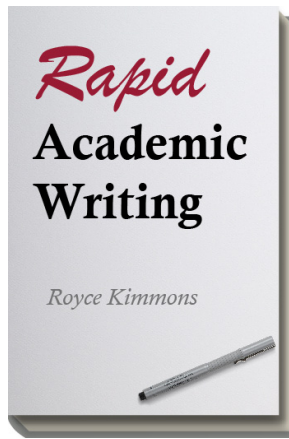
6. Import to Zotero, Mendeley, or EndNote



In your citation management system, import the file (typically by going to File > Import or dragging and dropping the .bib file onto your open window).

Suggested Citation

Kimmons, R. (2018). Extracting Resource Metadata from a Citation List with AnyStyle.io. In R. Kimmons, *Rapid Academic Writing*. EdTech Books. Retrieved from https://edtechbooks.org/rapidwriting/citation_metadata



Kimmons, R. (2018). *Rapid Academic Writing*.
EdTech Books. Retrieved from
<https://edtechbooks.org/rapidwriting>



CC BY: This book is released under a CC BY license, which means that you are free to do with it as you please as long as you properly attribute it.

