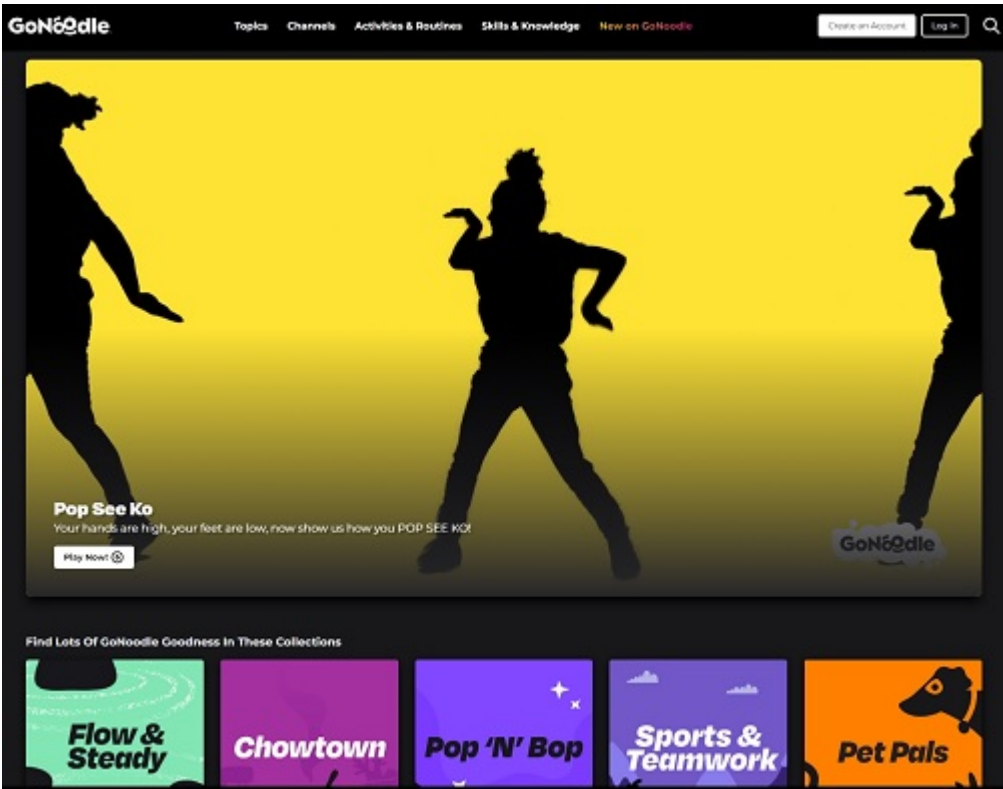


GoNoodle

- Video
- Behaviorism
- Multimodal

GoNoodle is a website where educators can use videos and other activities to get kids moving. It is a knowledge-centered tool that allows kids to set routines, explore holiday events, and engage in different activities. It also has many different topics for kids to engage in such as [food and cooking](#), [mindfulness and meditation](#) and [outdoors and the environment](#). GoNoodle also offers worksheets and blog articles. There is education-specific content available, such as [curriculum-based content](#), [grade specific content](#), and [sensory motor skills](#). GoNoodle helps educators give movement breaks while supporting student learning and well-being.



GoNoodle homepage screenshot

Tool Snapshot

Price	Free
-----------------------	------

Learning	Behaviorism
Ease of Use	★★★★☆
Privacy	★★★☆☆
Accessibility	★★★★☆
Class Size	Up to 100 students, can have multiple classes
Login	Educator login
ISTE*S	Does not meet any
COPPA/ FERPA	Yes

Price

GoNoodle is free to use for all.

Type of Learning

Behaviorism: Students learn different content by following along with different GoNoodle videos and self-assessing whether their movements match those on the videos.

Ease of Use

I gave the tool 4 out of 5 stars because it is relatively organized, easy to understand, and easy to navigate. All of the tabs on the menu on top are easy to access and start with a few of the more popular topics. There is also a 'see all' button to expand and show all of the video options for a particular topic. Once you click a video, it immediately starts playing. There is no buffering or requirement that you click play or start to get the video going. For educators, it organizes videos by curriculum and categories making it easy to find videos. It also allows educators to favorite videos so that they are easy to find again. Worksheets that go along with the videos are able to be easily accessed at the top of the page where the video is playing.

Privacy

I gave the tool 3 out of 5 stars because GoNoodle tracks a lot of the user's information. GoNoodle collects the following data from unregistered users: "IP address, Device ID (when accessed through Apple TV), operating system, URL of the site users came from, browser version, pages the user visited, whether a user self selects as an educator or not, search terms within our services and other "clickstream" data." ([GoNoodle, 2021, para. 2](#))

GoNoodle collects the following information from registered adults: "Birth year (collected only for age verification purposes and discarded when registration is complete), email address, IP address, and password." ([GoNoodle, 2021, para. 3](#))

GoNoodle collects the following information from registered educators: "first name, last name, email address, zip code, password, and school name." Once the educator account is created, GoNoodle collects "class name, grade level and a number of students in the class". "GoNoodle does not collect personal data from children unless they have parental consent. If it does collect data from children accidentally, it deletes it as quickly as it is practical." ([GoNoodle, 2021, para. 4](#))

Accessibility

GoNoodle has an accessibility statement that states that it uses the [Web Content Accessibility Guidelines](#) (WCAG) and uses [Accessible Rich Internet Applications](#) (ARIA) specification to help support people with disabilities ([GoNoodle Private Policy](#)). GoNoodle passes through the [online accessibility checker](#), which checks for alternative text, structural elements including navigation, main content and footers, and text. When testing GoNoodle using this checker, there were no errors and very few alerts.

Class Size

The largest class size is 100, but since this is mostly used in K12 schools this should not be a problem. You can also have more than one class.

Login

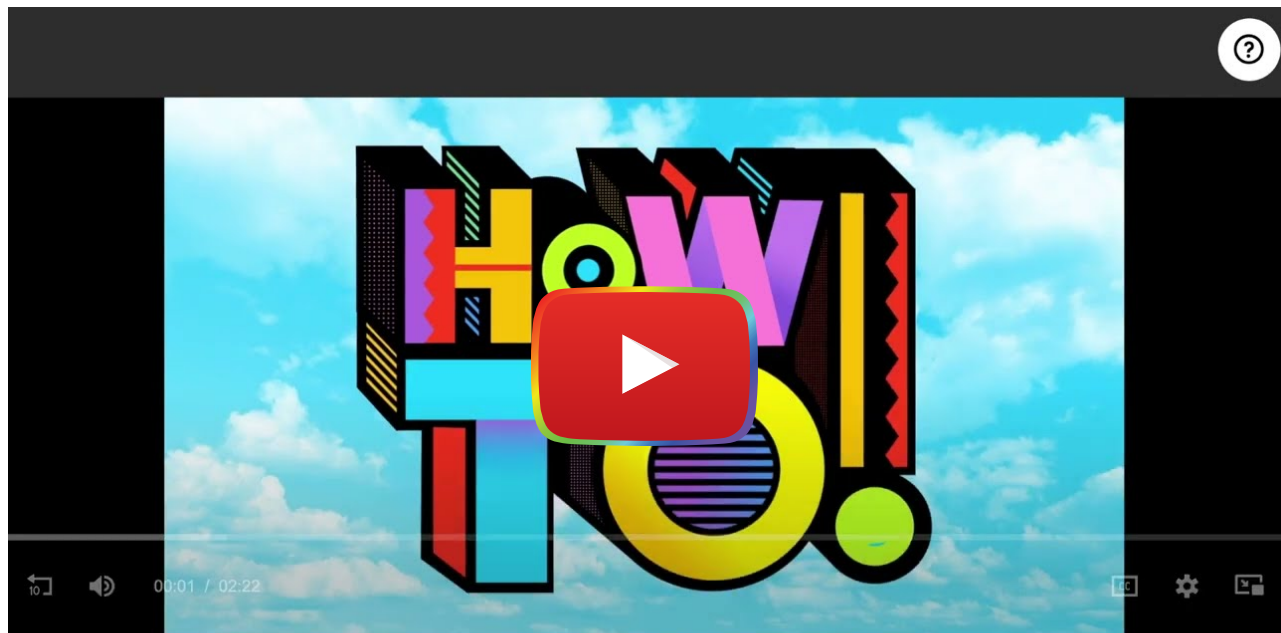
A login is not required for students.

Educators can either log in through Clever or with your email, birth year, and then zip code as well as the name of the school.

ISTE Standards

GoNoodle does not meet ISTE standards.

GoNoodle Overview Video



HOW TO Address an Envelope

How To!

[Watch on YouTube](#)

[Transcript](#)

GoNoodle & the SAMR Model

Dr. Ruben Puentedura's [SAMR model](#) offers a lens for examining how technology is adopted in a classroom. As you strive to incorporate online tools into your classroom, we encourage you to use this model as an analytic tool.

Here is an example of how **GoNoodle** might fit within the SAMR model:

- **Substitution:** The teacher plays a GoNoodle video rather than presenting the topic themselves.
- **Augmentation:** The teacher uses videos to provide students with multimodal content that supplements the class readings.
- **Modification:** Given the limited functionality of the tool, modification is not possible.
- **Redefinition:** Given the limited functionality of the tool, redefinition is not possible

Learning Activities

Math

There are several [videos](#) and worksheets that align with a variety of different math topics. For example, this [Count to 100](#) video helps students count to 100 by jumping, dancing, and counting.

Science

There are several [videos](#) and worksheets that align with a variety of different science topics. For example, here's a [video](#) and [worksheet](#) for the water cycle. It allows students to sing, dance, and learn about the water cycle.

English/Language Arts

There are several [videos](#) and worksheets that go align with a variety of different ELA topics. For example a video on [how to use commas](#). It involves singing and dancing to a catchy song to learn this skill.

Other

- Breathwork/Mindfulness (see [Light as a Feather](#))
- Sensory and Motor Skills (see [Strengthen Your Focus](#))
- Routines (see [Indoor Recess](#))

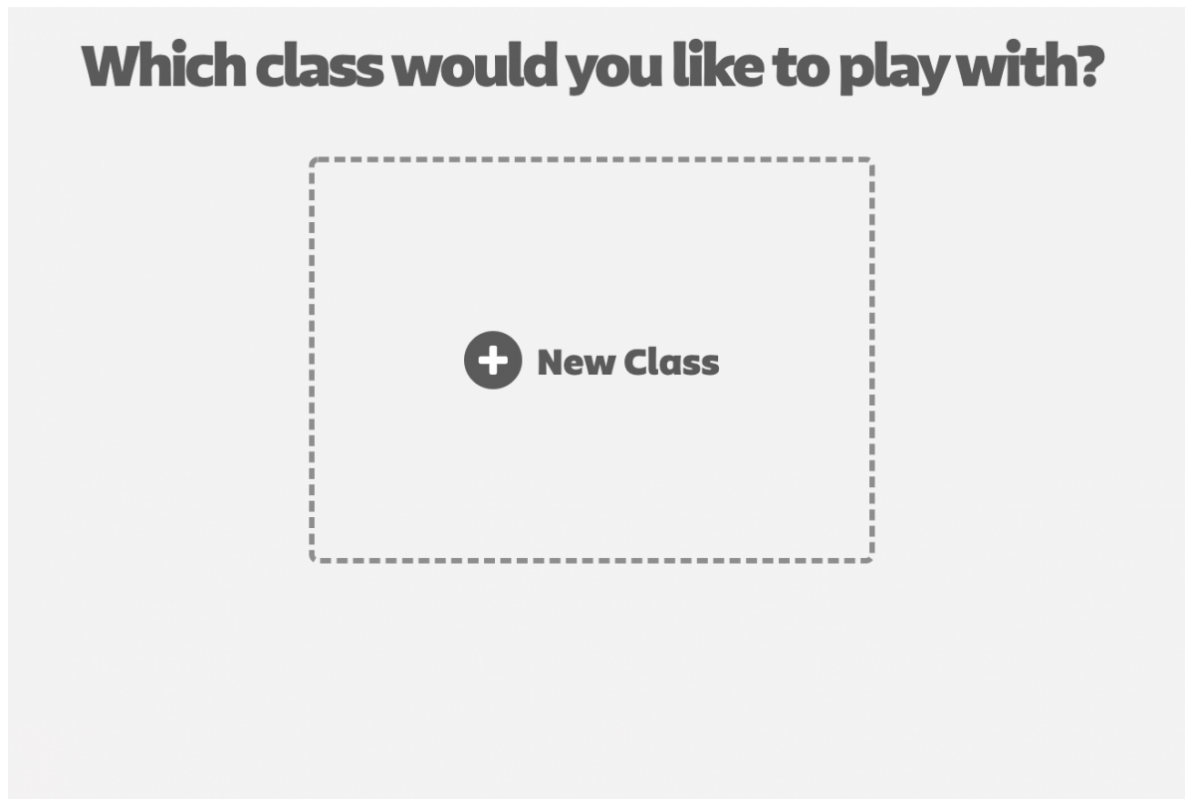
Resources

- [Common Sense Review of GoNoodle](#)
- [Teachers Pay Teachers - Resources that go along with GoNoodle](#)
- [Do You GoNoOdle?? Blog](#)
- [What is GoNoodle and How Does it Work? Best Tips and Tricks for Educators](#)
- [Teachers Share Their 25 Favorite GoNoodle Videos](#)
- [GoNoodle is Creating A World Where Kids Use Technology To Unplug](#)
- [Top 10 Benefits of GoNoodle](#)
- [How to Get Started with GoNoodle \(Students or Teachers\)](#)
- [GoNoodle in the Classroom](#)
- [GoNoodle Turns Subscription Plus Tools Into Free Resources For Classrooms](#)

How to Use GoNoodle

1. Go to www.GoNoodle.com.
2. Click "Educator Log In" and register for an educator account.
3. Return to GoNoodle and login.
4. Setup your class page.

- a. Click the three bars in the left top corner of the screen.
- b. Click on "Change Class/Edit Class."
- c. Click on "New Class."



- d. Enter Class Name, Class Size, and Which Grade then click "Let's Play."

New class

Class Name

Class Size










What grade? ▼

Let's Play

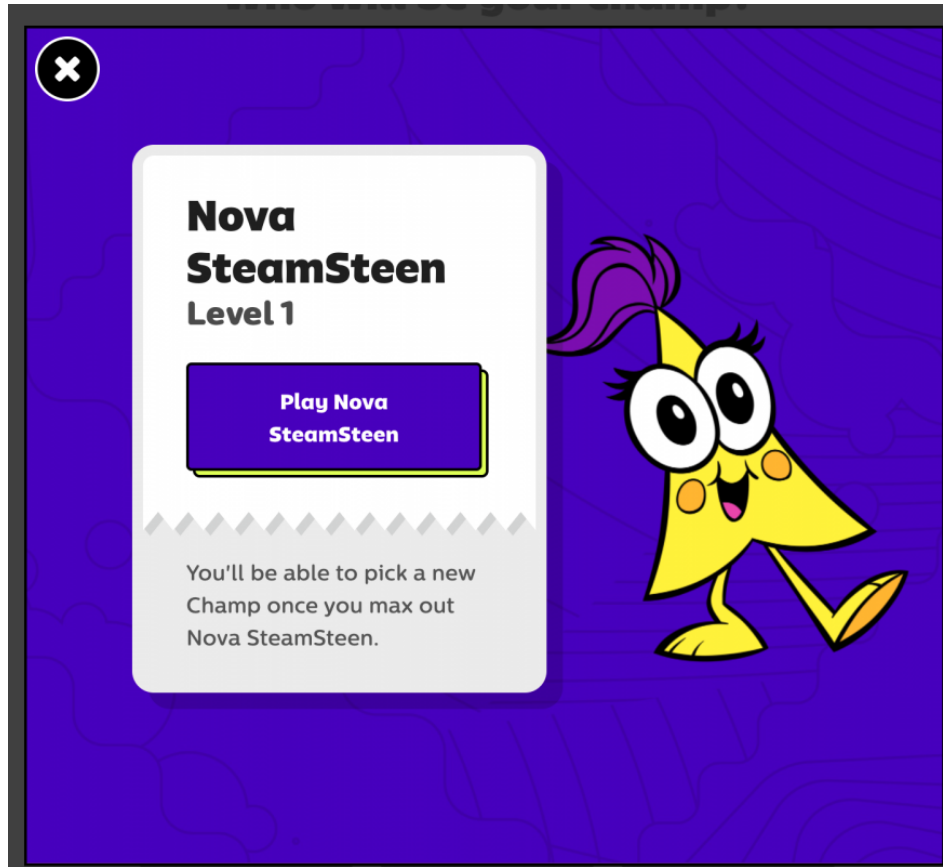
Nevermind

e. Pick your Champ.

Who will be your champ?

Flash Bolton	Tangy Bodangy	Just Gary
		
Nova SteamSteen	MC Wigglewomp	Bartleby Trunks
		
Shane Fonda	Van Go	Súper Rufus
		

f. Once selected click, Play “name of champ.”



5. How to Watch a Video

- a. Select “Categories” on the top menu bar
- b. Select which category you would like to use
- c. Select the subcategory based on the category you chose
- d. Browse videos based on those subcategories.

Research

Lotta, B. (2015). [*Gonoodle movement breaks in the classroom*](#) (Doctoral dissertation).

Duke, C. (2018). [*The Impact of GoNoodle on Performance with 6 th-Grade Students in a Rural School*](#). Trevecca Nazarene University.

Whitney, E. A. (2016). [*Using GoNoodle to introduce health concepts in the K–5 classroom*](#). *Strategies*, 29(4), 44-48.

Author

This page was created by Olivia Dussault.



This content is provided to you freely by EdTech Books.

Access it online or download it at <https://edtechbooks.org/onlinetools/gonoodle>.

