

Quizlet

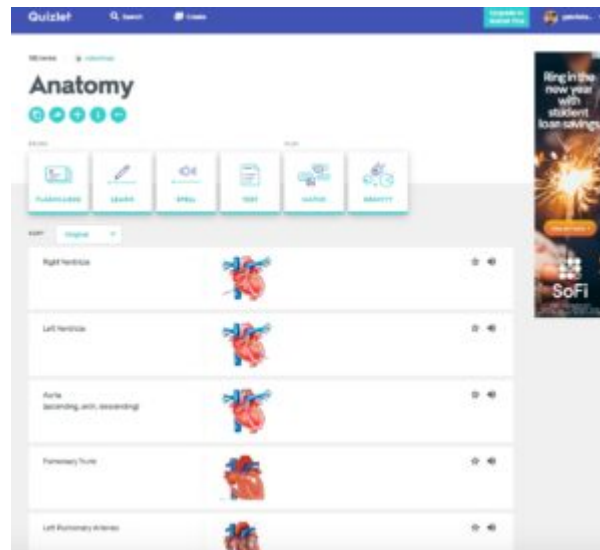
Gamification

E-Learning

Behaviorism

Quizzes

Quizlet is a digital learning tool that can be used by students, parents, and teachers. The site contains over [100 million](#) sets of study materials created by other users that range in topics from [Landmark Supreme Court Cases](#) to [Structures of the Heart](#) and the entire site is available in [English, Spanish, and German](#), however, Quizlet supports many international languages/keyboards for those wanting to input text from a wide array of languages. These study sets are free to use, or users can create their own, so the possibilities are limitless! Quizlet takes information and converts it into flashcards, quizzes, and games, so that users can study the same information in a variety of forms. And users aren't constrained to using just text – images and audio are easy to include in study materials. Best of all – study materials can be shared with students, classmates, parents, and teachers.



"Anatomy Flashcards" [Screenshot]. Retrieved from <https://quizlet.com/151764270/anatomy-flash-cards/>

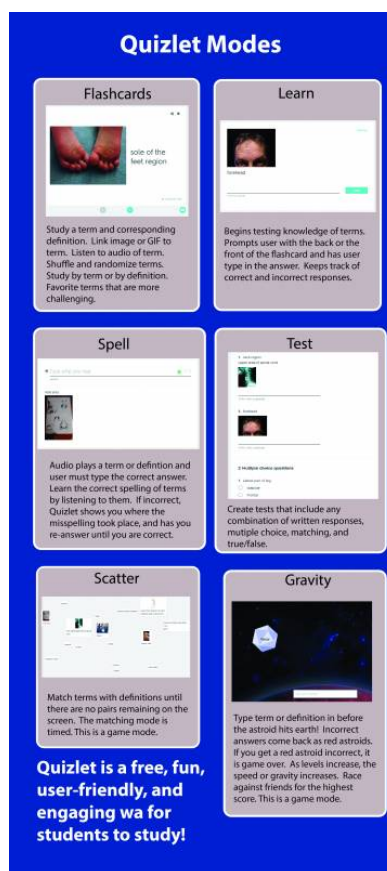
Tool Snapshot

Price	Free Basic; Paid Upgrade
Learning	Behaviorism , E-Learning , Gamification
Ease of Use	★★★★☆

Privacy	★★★★☆
Accessibility	★★☆☆☆
Class Size	Unlimited
ISTE*S	Knowledge Constructor, Empowered Learner
COPPA/FERPA	Yes, certified by PRIVO's Safe Harbor Certification Program

There are more than [40 million](#) visits to Quizlet every single month, and Quizlet is currently ranked among the [top 50 U.S. websites](#). Quizlet users begin by either searching for publicly-shared study sets or creating their own.

Users choose which of their sets are public. To create a new study set, user's input study information in the form of terms and definitions (which can include images, if, for example, you are studying anatomy or audio if you are studying for a spanish class). Quizlet then converts that information into six different study modes in a user-friendly and intuitive format. Quizlet modes include timed games, which are great for getting those competitive-natured students in your classroom actively involved in their learning, instead of passively trying to memorize a list of vocabulary. Finally, students (and parents and teachers) can track their progress to determine what material needs to be focused on to achieve mastery.



This infographic was created by Gabrielle R. Merchant using Adobe Illustrator.

Quizlet Overview Video

Quizlet Plus
\$19.99 per year

"Quizlet is just awesome. I found that I can ace more of my tests and do better on quizzes when I use this. It is a game changer. THANK YOU SO MUCH. sey374 PLUS"

Long-Term Learning
Learn efficiently and remember over time.

Create the best sets
Add images to your study sets to make them more engaging

Enhanced audio
Record your own voice to remember what you're learning

Organize your classes
Create any groups you need with unlimited classes

Focused studying
Ad-free studying keeps distractions out of your work

Faster support
Get answers to your questions right away

[Watch on YouTube](#)

[Video Transcript](#)

Quizlet & the SAMR Model

Dr. Ruben Puentedura's [SAMR model](#) offers a lens for examining how technology is adopted in a classroom. As you strive to incorporate online tools into your classroom, we encourage you to use this model as an analytic tool.

Here is an example of how Quizlet might fit within the SAMR model:

- **Substitution:** Students create flashcards through Quizlet instead of on index cards.
- **Augmentation:** Students link an image or GIF to each flashcard as a memory hook.
- **Modification:** Students can add multimedia to all stages of their project, set deadlines for themselves and others, and track all group members progress in real-time and remotely. Teachers can also track progress and set deadlines to help avoid procrastination.
- **Redefinition:** Both students and teachers can see the activity in each card to follow who in the group contributed in what ways and at what times. Students can critically analyze this log of activity at the end to determine what could have improved their process or made their process more efficient.

Learning Activities

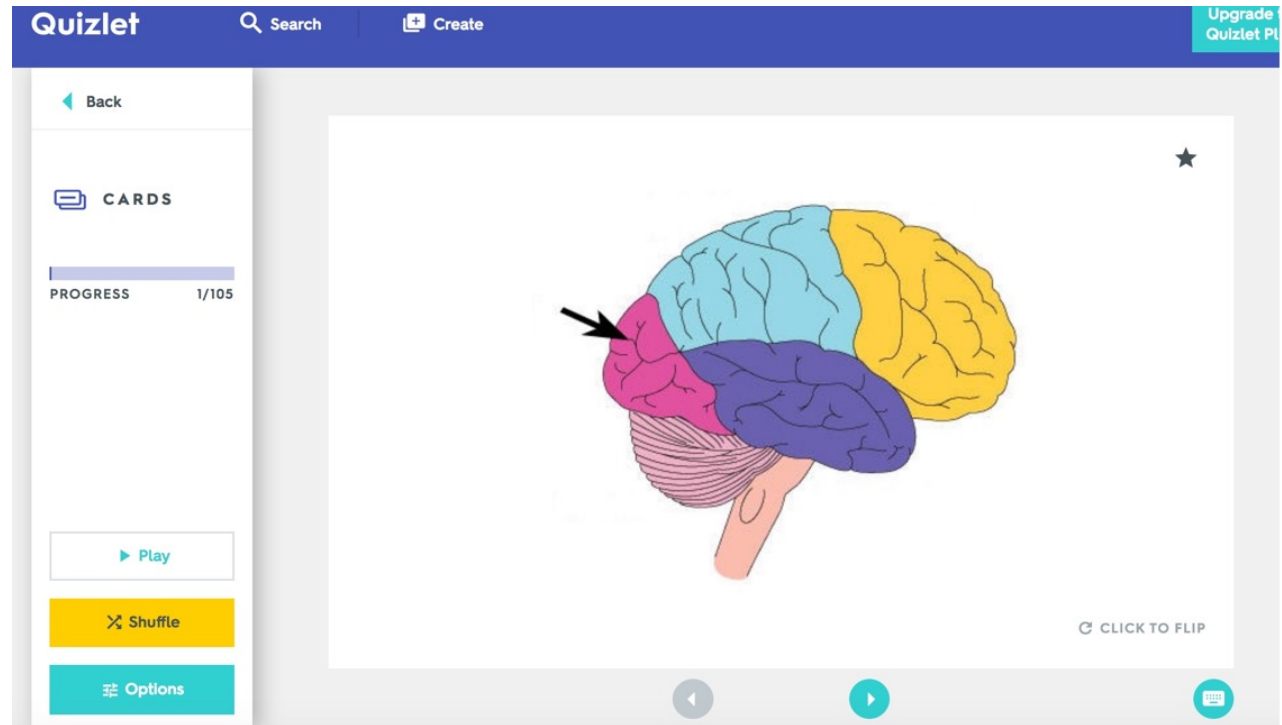
Math

Have each student create a study set containing problems or equations as the terms and answers as the definition.

Then, have students pair up and take each others study set in the Quizlet form of a test. After they are done, students determine which problems they did not solve correctly, and the student who created that problem should explain how to correctly get to the answer. Students are thus learning material both through traditional learning means but also through teaching fellow classmates.

Science

Have students create a study set on the topic being studied. For each term or topic, require that students find an image or gif that relates to the topic and helps them remember it as a memory hook. While studying that set in the “learn” or “test” mode (which tracks incorrect responses), require the student to choose a new image or memory hook if they get the answer incorrect more than once.



“Occipital Lobe Flashcard” [Screenshot]. Retrieved from <https://quizlet.com/164143780/flashcards>

English/Language Arts

Create a study set of vocabulary words. Have students utilize the quizlet text-to-speech function to learn proper pronunciation of the words. Then have students utilize the “Spell” study mode, forcing students to type in responses that must be spelled correctly. Instead of then assessing students learning in a traditional vocabulary test, test them using an in-class spelling bee!

Other

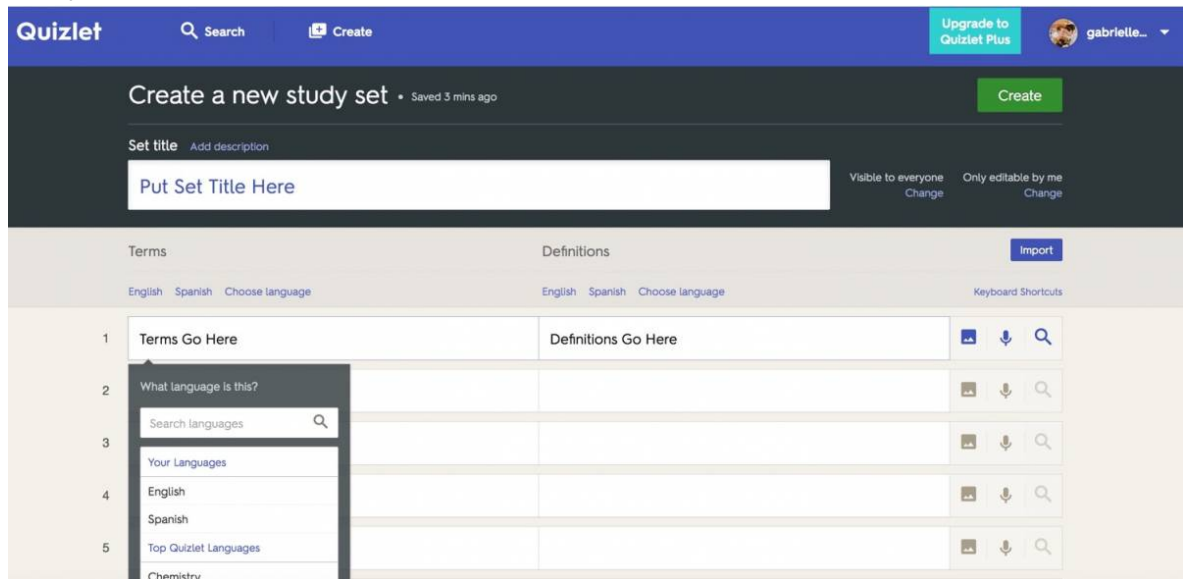
Have students find a study set (from the millions of user-created flash card sets) relating to a topic in the class and assess that study set for accuracy. If the student finds inaccuracies, have the student explain how they would correct each card to make it accurate.

Resources

- [Teacher Quizlet Quick Start Guide](#) – Official Guide from Quizlet for Teachers
- [Quizlet Help](#) – Official Quizlet Help Guide
- [Quizlet – Ace Your Exams with Tech!](#) – Article from The Wonder of Tech
- [10 Ways of Using Quizlet in the Classroom](#) – Article from Learning Inspired
- [Longer Video Quizlet Tutorial](#) – Video from EdShelf

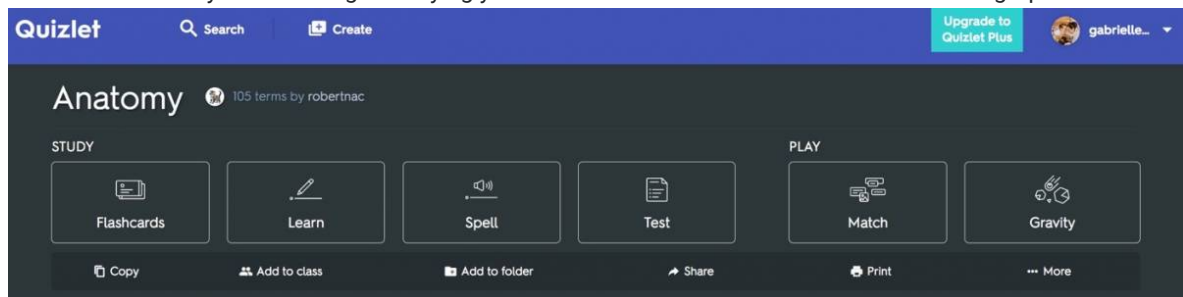
How to Use Quizlet

1. Go to www.Quizlet.com
2. To browse user-generated study sets, click search, and type in a topic.
 1. You can only use user-generated sets without sign-up, so you cannot create your own content.
3. To create your own study set, sign-up for an account by clicking "Sign Up."
 1. You may use your existing Facebook or Google account to sign up, or just sign up with an email address.
4. Click "Create" to make your first study set.
 1. Give your study set a title by typing it into "Set Title"
 2. Below the title, there are blank spaces for terms and definitions. Input information in for each pair.
 1. You can choose your language here.
 3. If you want your definition to be an image (say, a picture pointing to the parietal lobe of the brain), click the image icon and search available images (included in free version) or upload your own (premium version only).
 4. Once you are finished inputting terms and corresponding definitions in, click create.



"Quizlet: Create a new study set" [Screenshot]. Retrieved from <https://quizlet.com/>

5. You can now use your study set in any of Quizlet's modes. These modes are listed as tabs horizontally across the top of the screen: Flashcards, Learn, Spell, and Test are the *Learn* modes. Match and Gravity are *Game* modes. Choose any mode to begin studying you set! Learn more about the modes in the infographic below.



"Quizlet: Modes" [Screenshot]. Retrieved from <https://quizlet.com/>

Research

Green, T., & Bailey, B. (2010). [Digital flashcard tools](#). *TechTrends*, 54(4), 16-17.

Vargas, J. M. (2011). *Modern learning: Quizlet in the social studies classroom* (Doctoral dissertation, Wichita State University).

Author

This page was created by Gabrielle R. Merchant.



This content is provided to you freely by EdTech Books.

Access it online or download it at <https://edtechbooks.org/onlinetools/quizlet>.